



eZ Publish Basic Concepts & Administration

eZ Publish Summer Camp 2013, Bol, Croatia

What is eZ?

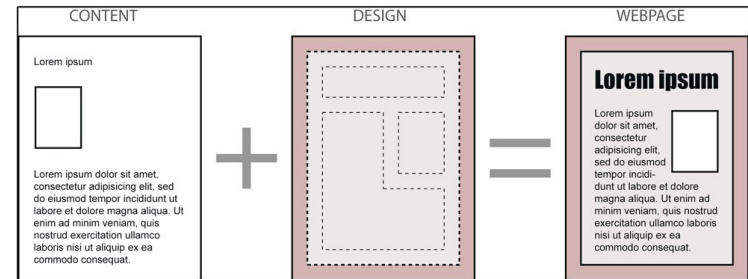


- eZ Publish CMS, the product
 - *Open source* web CMS based on LAMP
 - Commercial enterprise open source model with 2 versions:
 - Enterprise (6 month release cycle)
 - Community (monthly release cycle)
- eZ Systems, the vendor
 - Norwegian company
 - Web content management solutions from 1999.
 - Globally present in Europe, US and Asia

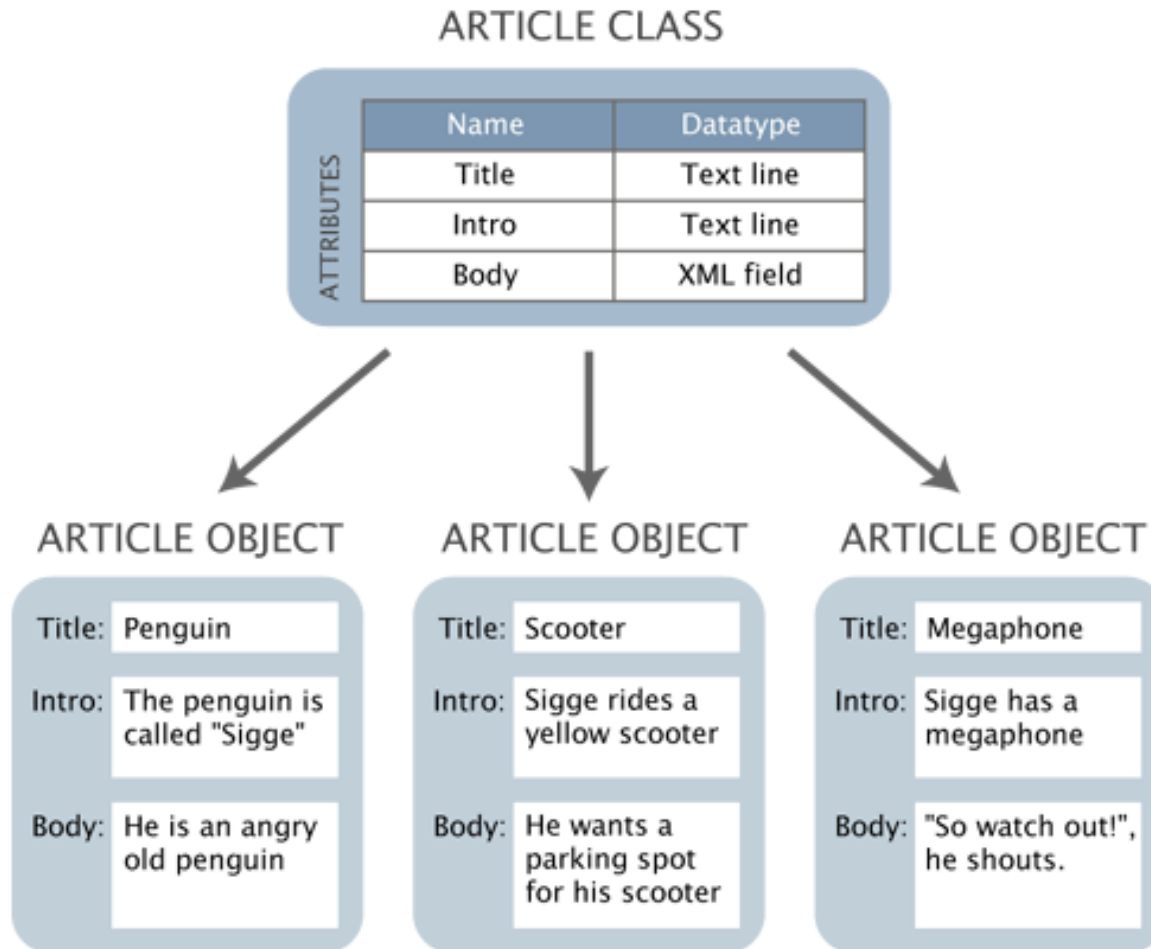
Content & presentation separation



- The core value of eZ for more than 10 years is its content model which enforces separation of content and presentation
- This is the base for Multi Channel Content Platform
 - mobile apps
 - TV
 - internet fridges



eZ Content model



Content (summary)



- A content (object) is the main content unit
- A content (object) is of some content type (class)
- A content (object) has versions
- A content (object) version can have more translations
- A content (object) has fields (attributes) according to field definitions (class attributes)
- A content (object) can get, and usually does, a corresponding location (node) in the content tree

eZ4 vs eZ5 naming



- Content Class - ContentType
- Content Class Group - ContentTypeGroup
- Datatype - FieldType
- Node - Location
- Content Object - Content (and ContentInfo)
- Content Object Version - VersionInfo
- Content Object Attribute - Field + FieldValue
- Content Class Attribute - FieldDefinition

Content (object)



- A content (object) is the main data unit

TASK: create new Blog Post under Blog:

1. Go to http://ezpublish.ezsc/ezdemo_site_admin/Blog
2. Click on Create New and select Blog Post
3. Fill the form
4. Publish

Content Type (Class)



- A predefined datatype manages one piece of data
- A content type has Field Definitions (class attributes) created from Fieldtypes (datatypes)
- A content (object) is of some content type (class)

Custom content type



TASK: create My Folder content type

1. Go to admin (http://ezpublish.ezsc/ezdemo_site_admin)
2. Go to Setup -> Classes → Content
3. Copy existing class Folder
4. Add attributes
5. Delete attributes

Content version



- A content object has versions

TASK: edit content

1. Go to some existing content, e.g. http://ezpublish.ezsc/ezdemo_site_admin/Shopping/Products/eZ-Publish-M
2. Click Edit and change data in form
3. Hit Publish

TASK: restore version 1

Content translation



- A content object version can have more translations

TASK:

1. Go to Setup -> Languages
2. Add new language of choice

TASK: translate content

1. Go to some existing content

<http://>

ezpublish.ezsc/ezdemo_site_admin/Shopping/Products/eZ-Publish-M

2. Translate

Location (node)



- A content (object) can get corresponding location (node) in the content tree

TASK: move content to another location?

TASK: add new location?

Copy content



TASK: copy one content?

What is the difference between move, add location and copy?

TASK: copy subtree?

Some extra features



TASK: hide/show location

TASK: swap location

In what situation swapping location (node) could be useful?

Section



- A *section* is a number that can be assigned to an object

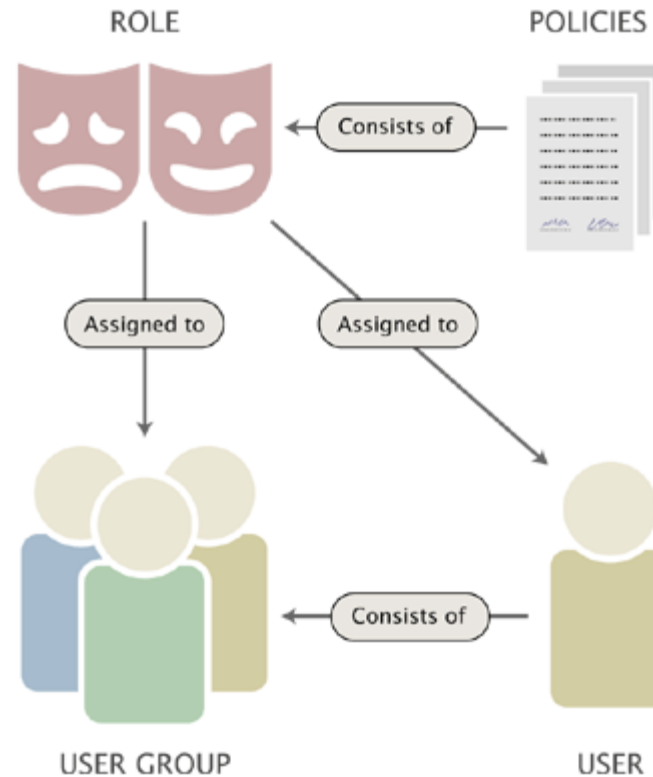
TASK:

1. Go to Setup -> Sections
2. Add new section
3. Assign new section to a subtree

Access control



- User account field type (datatype)
- User and User group content types
- Roles
- Policies



Access control



TASK: add new user group

TASK: add new user

TASK: add new role

TASK: assign new role

Questions?



Ivo Lukač

@ilukac

ivo@netgen.hr